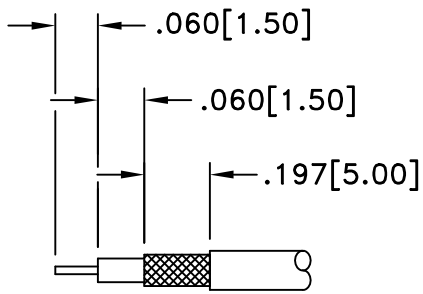
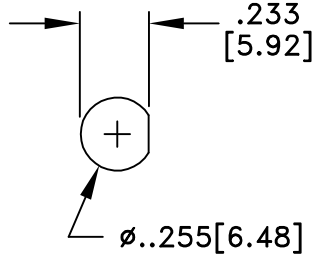


RevNo	Revision Notes	Date	Checked
1	RoHS Compliant	042405	PC
2	Shank and ferrule dimensions changed	122107	GC
3	Overall dimension changed	010708	GC
4	Hex Flange Rotated	061419	GC
5	Crimp die info added	071723	GC

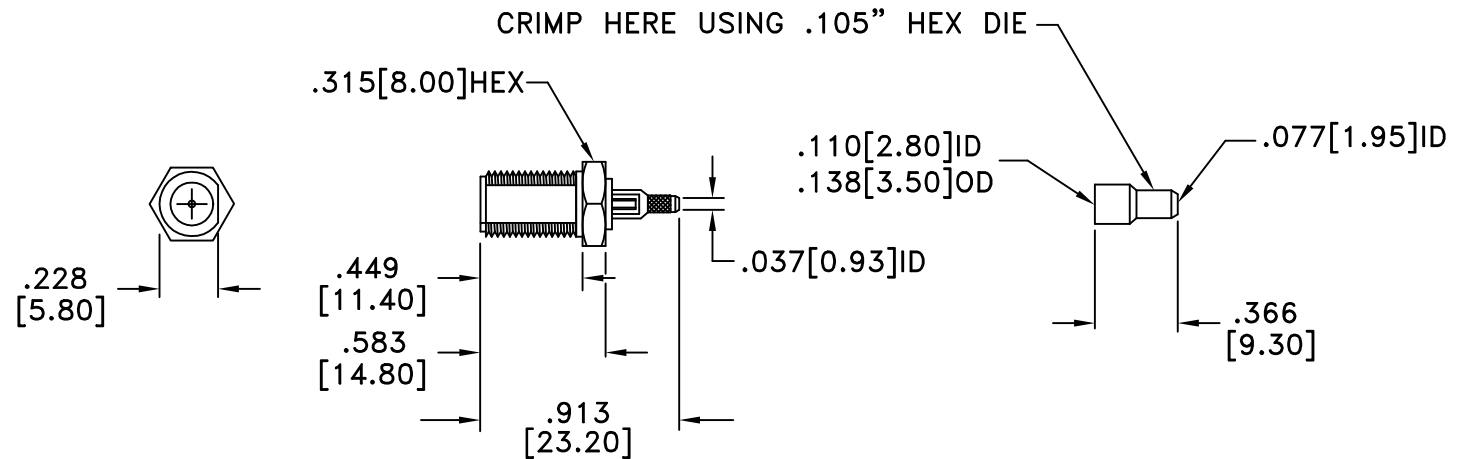


STRIP LENGTHS
M17/93-RG178



RECOMMENDED
MOUNTING HOLE

RoHS Compliant



NOTE: INCLUDES LOCKWASHER AND HEX NUT

MATERIALS

BODY	BRASS
BODY PLATING	NICKEL
CONTACT	PHOSPHOR BRONZE
CONTACT PLATING	GOLD
DIELECTRIC	TEFLON (PTFE)

50 Ohm IMPEDANCE
500V PEAK VOLTAGE RATING
TEMPERATURE RANGE: -55°C TO +155°C
INTERFACE DIMENSIONS SIMILAR TO MIL-C-39012

MILLIMETER WAVE TECHNOLOGIES
6501 W. FRYE ROAD, #23
CHANDLER, AZ 85226

SMA FEMALE BULKHEAD
CRIMP CABLE END
for RG178

Designed by P. CHEN	Checked by S. NEUGESS	Approved by A. LEE	File name MWA-6099-B-178	TITLE MWA-6099-B-178
------------------------	--------------------------	-----------------------	-----------------------------	-------------------------

TOLERANCES
DIMENSIONS IN INCHES UNLESS OTHERWISE SPECIFIED
DECIMALS .XX ± .02
.XXX ± .005
ANGULAR ± .06

ALL DIMENSIONS ON THIS DRAWING ARE FOR REFERENCE
PURPOSES ONLY AND ARE SUBJECT TO CHANGE.

REV. 5	Scale NONE
DATE 070204	Sheet 1 of 1