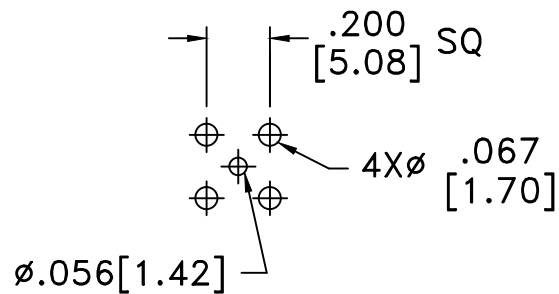
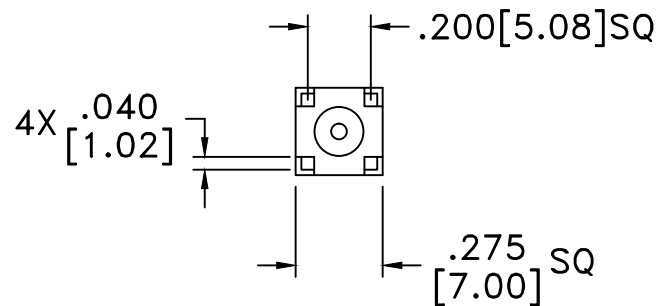
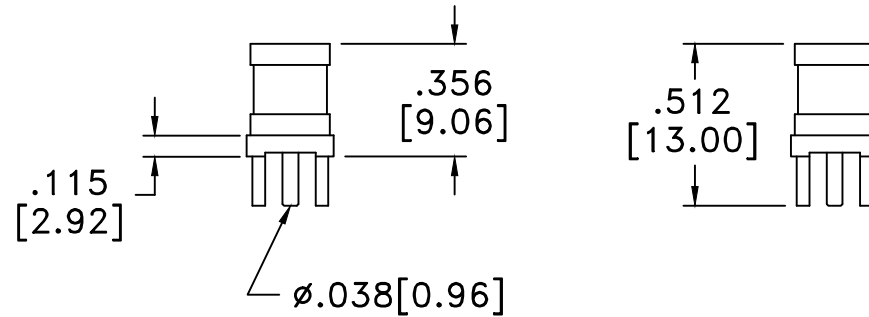


RevNo	Revision Notes	Date	Check
1	PART NUMBER CHANGED FROM MWB-7700-75	071101	G.C.
2	Part Description Clarified	081001	G.C.
3	RoHS Compliant	052005	PC
4	Board pad clarified	110107	PC



RECOMMENDED HOLE PATTERN



RoHS Compliant

MATERIALS

BODY	BRASS
BODY PLATING	GOLD
CONTACT	BERYLLIUM COPPER
CONTACT PLATING	GOLD
DIELECTRIC	TEFLON (PTFE)

50 Ohm IMPEDANCE
 500V PEAK VOLTAGE RATING
 TEMPERATURE RANGE: -55°C TO $+155^{\circ}\text{C}$
 INTERFACE DIMENSIONS SIMILAR TO MIL-C-39012

MILLIMETER WAVE TECHNOLOGIES 6501 W. FRYE ROAD, #23 CHANDLER, AZ 85226		SMB FEMALE VERTICAL PCB MOUNT 4 LEGS 50 OHMS	
Designed by N. JAIN	Checked by W. CANON	Approved by A. LEE	File name MWB-4400-G
		TITLE MWB-4400-G	
TOLERANCES DIMENSIONS ARE IN INCHES UNLESS OTHERWISE SPECIFIED DECIMALS ANGULAR .XX ± .02 ± .06 .XXX ± .005 ± .06 DO NOT SCALE THIS DRAWING		ALL DIMENSIONS ON THIS DRAWING ARE FOR REFERENCE PURPOSES ONLY AND ARE SUBJECT TO CHANGE.	
		REV. 4	Scale NONE
		DATE 070901	Sheet 1 of 1