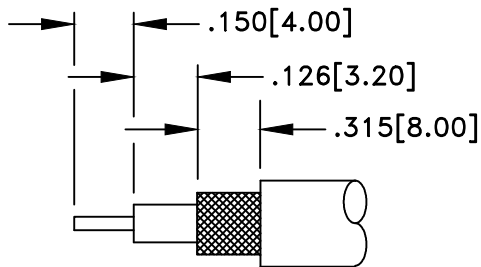
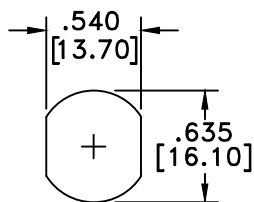


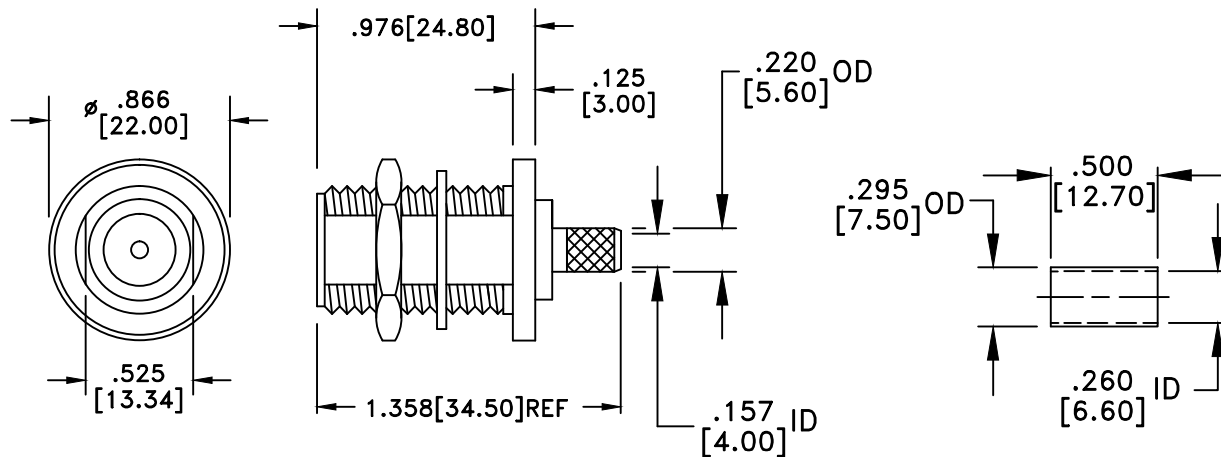
RevNo	Revision Notes	Date	Checked
1	Initial Release	091508	PC



STRIP LENGTHS
LMR240



RECOMMENDED
MOUNTING HOLE



RoHS COMPLIANT

MATERIALS

BODY	BRASS
BODY PLATING	NICKEL
CONTACT	BERYLLIUM COPPER
CONTACT PLATING	GOLD
DIELECTRIC	TEFLON (PTFE)
GASKET	RUBBER

50 Ohm IMPEDANCE
500V PEAK VOLTAGE RATING
TEMPERATURE RANGE: -55°C TO +155°C
INTERFACE DIMENSIONS SIMILAR TO MIL-C-39012

NOTE: SUPPLIED WITH O-RING GASKET

MILLIMETER WAVE TECHNOLOGIES
6501 W. FRYE ROAD, #23
CHANDLER, AZ 85226

N BULKHEAD JACK
CRIMP/SOLDER TYPE CABLE END
for LMR240

Designed by G.COLEMERE	Checked by S. NEUGESS	Approved by A. LEE	File name MW-380-LMR240	TITLE MW-380-LMR240
<p>TOLERANCES DIMENSIONS IN INCHES UNLESS OTHERWISE SPECIFIED DECIMALS ANGULAR .XX ± .02 ± .06 .XXX ± .005</p>				<p>ALL DIMENSIONS ON THIS DRAWING ARE FOR REFERENCE PURPOSES ONLY AND ARE SUBJECT TO CHANGE.</p>
				<p>REV. 1 Scale NONE DATE 091508 Sheet 1 of 1</p>