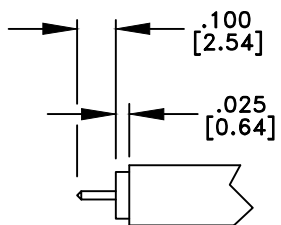
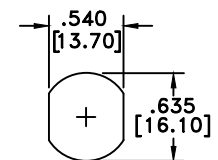


RevNo	Revision Notes	Date	Checked
1	Initial Release	042617	PC

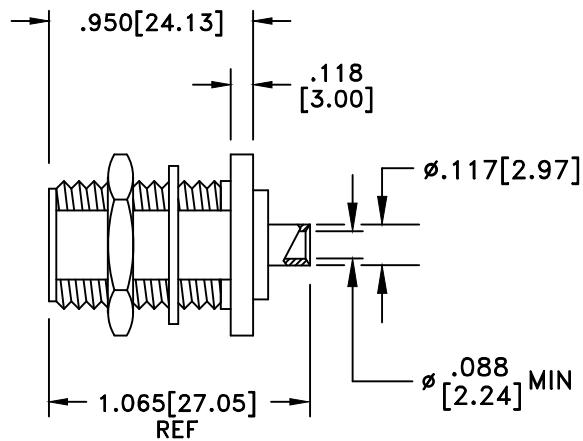
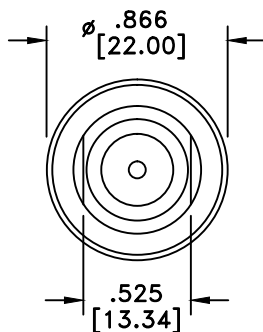


STRIP LENGTHS
RG405 - .086"



RECOMMENDED
MOUNTING HOLE

RoHS COMPLIANT



NOTE: SUPPLIED WITH O-RING GASKET, NUT & WASHER

MATERIALS

BODY	BRASS
BODY PLATING	NICKEL
CONTACT	BERYLLIUM COPPER
CONTACT PLATING	GOLD
DIELECTRIC	TEFLON (PTFE)
GASKET	RUBBER
SHANK PLATING	GOLD

50 Ohm IMPEDANCE
500V PEAK VOLTAGE RATING
TEMPERATURE RANGE: -55°C TO +155°C
INTERFACE DIMENSIONS SIMILAR TO MIL-C-39012

MILLIMETER WAVE TECHNOLOGIES
6501 W. FRYE ROAD, #23
CHANDLER, AZ 85226

N BULKHEAD JACK
SOLDER CABLE END
for RG405

Designed by G.COLEMERE	Checked by S. NEUGESS	Approved by A. LEE	File name MW-380-086	TITLE MW-380-086
TOLERANCES DIMENSIONS IN INCHES UNLESS OTHERWISE SPECIFIED DECIMALS ANGULAR .XX ± .02 ± .06 .XXX ± .005				ALL DIMENSIONS ON THIS DRAWING ARE FOR REFERENCE PURPOSES ONLY AND ARE SUBJECT TO CHANGE.
				REV. 1 DATE 042617
				Scale NONE Sheet 1 of 1