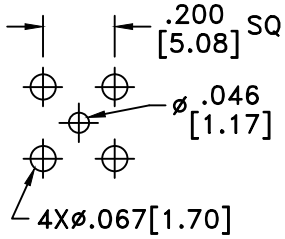
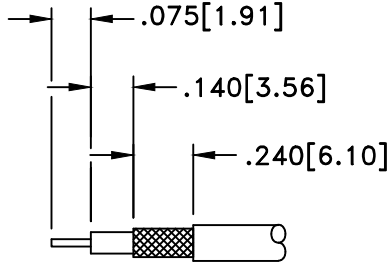


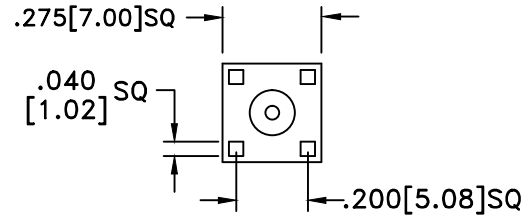
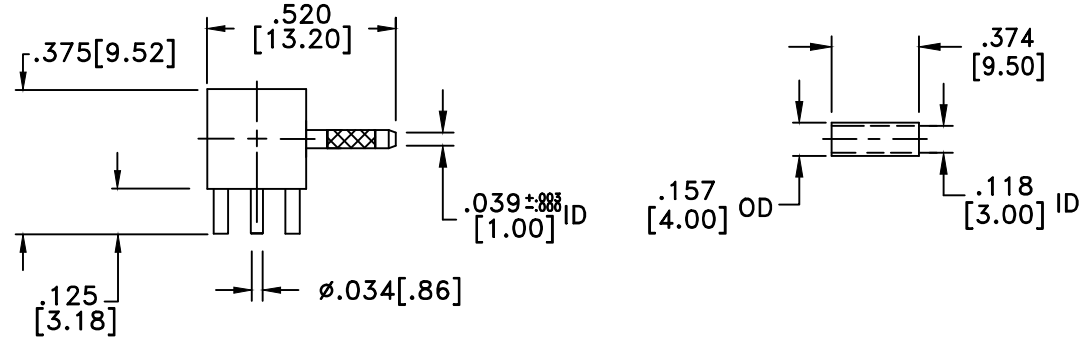
RevNo	Revision Notes	Date	Checked
1	Initial Release	04.08.10	GC
2	Ferrule length increased to 9.5mm	10.05.10	GC



RECOMMENDED  
HOLE PATTERN



STRIP LENGTHS  
M17/93-RG178



RoHS Compliant

**MATERIALS**

BODY	BRASS
BODY PLATING	BRIGHT ACID TIN
CONTACT	BRASS
CONTACT PLATING	GOLD
DIELECTRIC	TEFLON (PTFE)

50 Ohm IMPEDANCE  
500V PEAK VOLTAGE RATING  
TEMPERATURE RANGE: -55°C TO +155°C  
INTERFACE DIMENSIONS SIMILAR TO MIL-C-39012

MILLIMETER WAVE TECHNOLOGIES  
6501 W. FRYE ROAD, #23  
CHANDLER, AZ 85226

CABLE TERMINATOR R/A  
PCB MOUNT 4 LEGS  
for RG-178

Designed by N. JAIN	Checked by W. CANON	Approved by A. LEE	File name MWT-2420-178	TITLE MWT-2420-178
<p>TOLERANCES DIMENSIONS ARE IN INCHES UNLESS OTHERWISE SPECIFIED DECIMALS      ANGULAR .XX ± .02      ± .06 .XXX ± .005      ± .01 DO NOT SCALE THIS DRAWING</p>			<p>ALL DIMENSIONS ON THIS DRAWING ARE FOR REFERENCE PURPOSES ONLY AND ARE SUBJECT TO CHANGE.</p>	
			REV. 2	Scale NONE
			DATE 04.08.10	Sheet 1 of 1