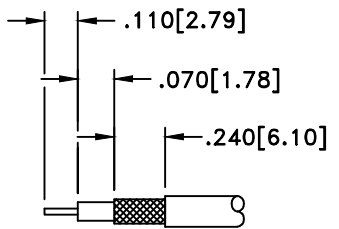
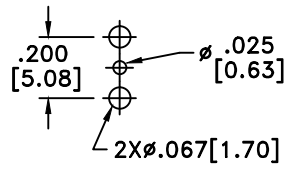


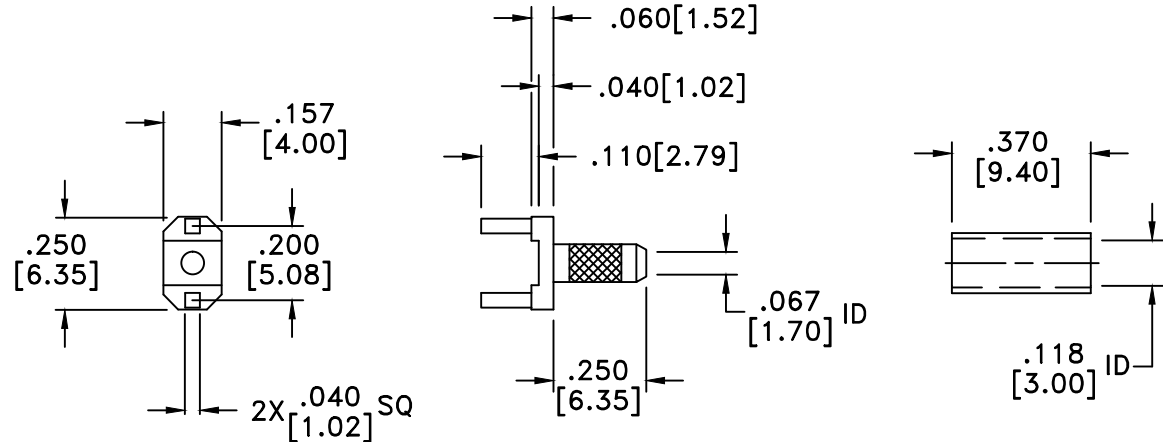
RevNo	Revision Notes	Date	Checked
1	RoHS Compliant	052005	GC
2	Shank ID adjusted	011513	GC



STRIP LENGTHS  
M17/113-RG316



RECOMMENDED  
HOLE PATTERN



RoHS Compliant

**MATERIALS**

BODY	BRASS
BODY PLATING	GOLD
CONTACT	SEE CABLE SPECS
CONTACT PLATING	SEE CABLE SPECS
DIELECTRIC	SEE CABLE SPECS

SEE CABLE SPECS for IMPEDANCE  
500V PEAK VOLTAGE RATING  
TEMPERATURE RANGE: -55°C TO +155°C  
INTERFACE DIMENSIONS SIMILAR TO MIL-C-39012

MILLIMETER WAVE TECHNOLOGIES 6501 W. FRYE ROAD, #23 CHANDLER, AZ 85226		CABLE TERMINATION TWO-LEG VERTICAL PCB MOUNT FEEDTHRU for RG316, RG179	
Designed by P. CHEN	Checked by S. NEUGESS	Approved by A. LEE	File name MWT-2110G
TOLERANCES DIMENSIONS IN INCHES UNLESS OTHERWISE SPECIFIED DECIMALS .XX ± .02 .XXX ± .005		TITLE MWT-2110G	
ALL DIMENSIONS ON THIS DRAWING ARE FOR REFERENCE PURPOSES ONLY AND ARE SUBJECT TO CHANGE.		REV. 2	Scale NONE
		DATE 032001	Sheet 1 of 1