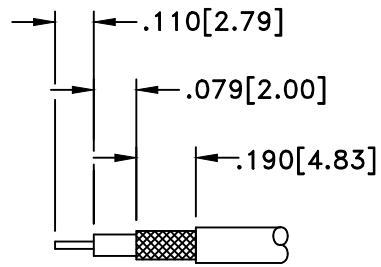
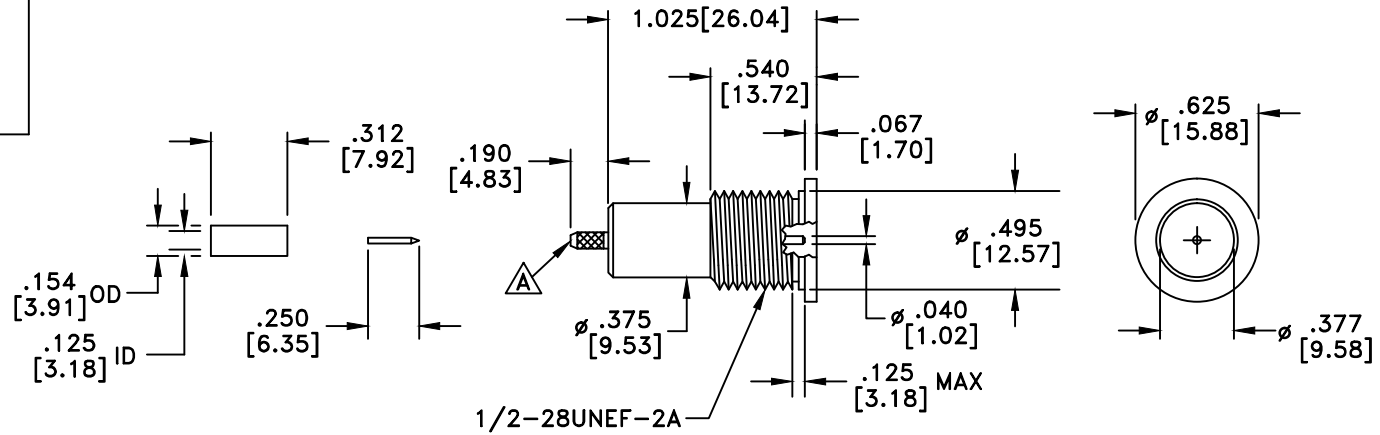
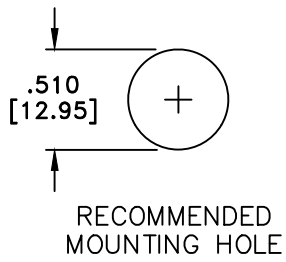


RevNo	Revision Notes	Date	Checked
1	Changed ferrule dimensions; detailed shank dimensions	041105	G.C.
2	RoHS Compliant	070105	G.C.



STRIP LENGTHS  
M17/94-RG179



**A** NOTE: SHANK ID =  $.067 \pm .003$  [1.70], SHANK OD = .106 [2.69]

RoHS Compliant

### MATERIALS

BODY	BRASS
BODY PLATING	NICKEL
CONTACT	BRASS
CONTACT PLATING	TIN
DIELECTRIC	TEFLON

75 Ohm IMPEDANCE  
500V PEAK VOLTAGE RATING  
TEMPERATURE RANGE: -55°C TO +155°C  
INTERFACE DIMENSIONS SIMILAR TO MIL-C-39012

MILLIMETER WAVE TECHNOLOGIES  
6501 W. FRYE ROAD, #23  
CHANDLER, AZ 85226

G PLUG BULKHEAD  
CRIMP CABLE END  
for RG179

Designed by N. JAIN	Checked by W. CANON	Approved by A. LEE	File name MW-875-179	TITLE MW-875-179
TOLERANCES DIMENSIONS ARE IN INCHES UNLESS OTHERWISE SPECIFIED DECIMALS      ANGULAR .XX ± .02      ± .06 .XXX ± .005 DO NOT SCALE THIS DRAWING			ALL DIMENSIONS ON THIS DRAWING ARE FOR REFERENCE PURPOSES ONLY AND ARE SUBJECT TO CHANGE.	
			REV. 2	Scale NONE
			DATE 011705	Sheet 1 of 1