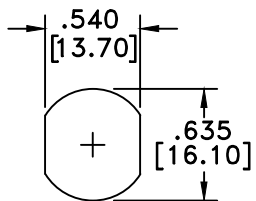
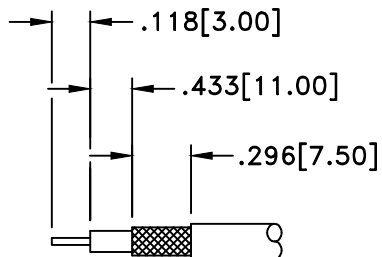


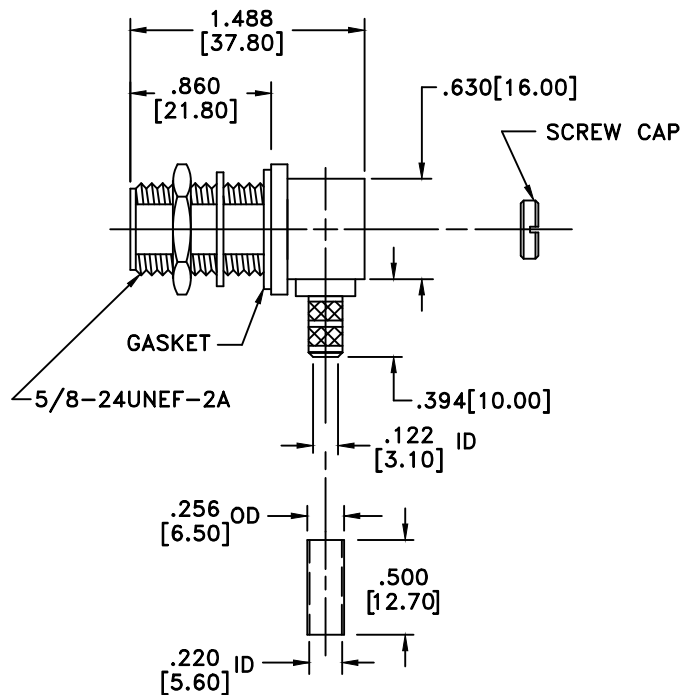
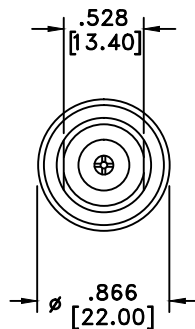
RevNo	Revision Notes	Date	Checked
1	RoHS Compliant	051005	PC
2	Overall length changed to match factory drawing	072016	PC



RECOMMENDED MOUNTING HOLE



STRIP LENGTHS  
M17/28-RG58



RoHS Compliant

**MATERIALS**

BODY	BRASS
BODY PLATING	NICKEL
CONTACT	PHOSPHOR BRONZE
CONTACT PLATING	GOLD
DIELECTRIC	TEFLON (PTFE)
O-RING GASKET	SILICONE RUBBER

50 Ohm IMPEDANCE  
500V PEAK VOLTAGE RATING  
TEMPERATURE RANGE: -55°C TO +155°C  
INTERFACE DIMENSIONS SIMILAR TO MIL-C-39012

MILLIMETER WAVE TECHNOLOGIES  
6501 W. FRYE ROAD, #23  
CHANDLER, AZ 85226

N FEMALE BULKHEAD  
RIGHT ANGLE  
CRIMP CABLE END  
for RG58

Designed by P. CHEN	Checked by S. NEUGESS	Approved by A. LEE	File name MW-382-58	TITLE MW-382-58
------------------------	--------------------------	-----------------------	------------------------	--------------------

TOLERANCES  
DIMENSIONS IN INCHES UNLESS OTHERWISE SPECIFIED  
DECIMALS            ANGULAR  
.XX ± .02            ± .06  
.XXX ± .005

ALL DIMENSIONS ON THIS DRAWING ARE FOR REFERENCE PURPOSES ONLY AND ARE SUBJECT TO CHANGE.

REV. 2	Scale NONE
DATE 081503	Sheet 1 of 1