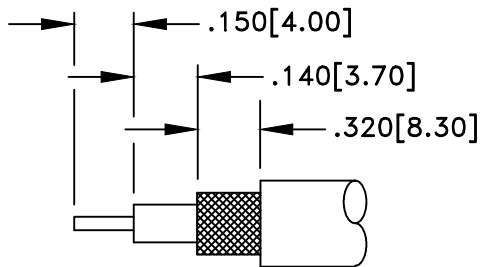
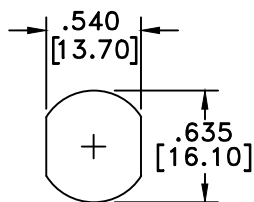


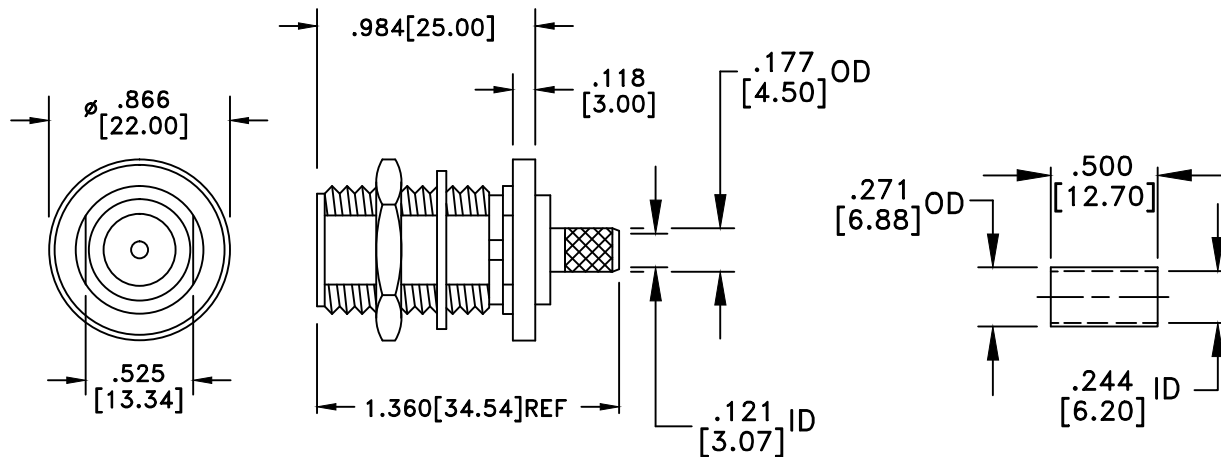
RevNo	Revision Notes	Date	Checked
1	Initial Release	091508	PC



STRIP LENGTHS
RG142



RECOMMENDED
MOUNTING HOLE



RoHS COMPLIANT

MATERIALS

BODY	BRASS
BODY PLATING	NICKEL
CONTACT	BERYLLIUM COPPER
CONTACT PLATING	GOLD
DIELECTRIC	TEFLON (PTFE)
GASKET	RUBBER

50 Ohm IMPEDANCE
500V PEAK VOLTAGE RATING
TEMPERATURE RANGE: -55°C TO +155°C
INTERFACE DIMENSIONS SIMILAR TO MIL-C-39012

NOTE: SUPPLIED WITH O-RING GASKET, NUT & WASHER

MILLIMETER WAVE TECHNOLOGIES
6501 W. FRYE ROAD, #23
CHANDLER, AZ 85226

N BULKHEAD JACK
CRIMP/SOLDER TYPE CABLE END
for RG142

Designed by G.COLEMERE	Checked by S. NEUGESS	Approved by A. LEE	File name MW-380-142	TITLE MW-380-142															
<p>TOLERANCES DIMENSIONS IN INCHES UNLESS OTHERWISE SPECIFIED</p> <table border="0"> <tr> <td>DECIMALS</td> <td>ANGULAR</td> </tr> <tr> <td>.XX ± .02</td> <td>± .06</td> </tr> <tr> <td>.XXX ± .005</td> <td></td> </tr> </table>				DECIMALS	ANGULAR	.XX ± .02	± .06	.XXX ± .005		<p>ALL DIMENSIONS ON THIS DRAWING ARE FOR REFERENCE PURPOSES ONLY AND ARE SUBJECT TO CHANGE.</p>	<table border="1"> <tr> <td>REV.</td> <td>Scale</td> </tr> <tr> <td>1</td> <td>NONE</td> </tr> <tr> <td>DATE</td> <td>Sheet</td> </tr> <tr> <td>091508</td> <td>1 of 1</td> </tr> </table>	REV.	Scale	1	NONE	DATE	Sheet	091508	1 of 1
DECIMALS	ANGULAR																		
.XX ± .02	± .06																		
.XXX ± .005																			
REV.	Scale																		
1	NONE																		
DATE	Sheet																		
091508	1 of 1																		